

DISPOFLON I.V. CANNULA WITH WINGS & INJECTION PORT

MATERIALS USED:

- PUR/FEP/PTFE, PP, POM, HDPE, Silicon Rubber & Stainless Steel.

COATING MATERIAL:

- Polydimethylsiloxane

INDICATIONS:

- Blood transfusion or Infusion of I.V. solutions suitable for administration via peripheral veins.
- Intermittent intravenous Drug administration.
- Prophylactic creation of a secure venous access in patients who may require urgent intravenous drug administration, in particular prior to diagnostic or therapeutic procedures.
- This device may also be intended for blood sampling.
- This product is suitable, to be used within CT scan and MRI procedures.

CONTRAINDICATIONS :

- Product should not be used in patient with known hypersensitivity to any of the materials used, including coating material.
- Administration of highly viscous fluids.
- Large volume blood transfusion.

INSTRUCTIONS FOR USE:

- Product package should be opened in aseptic conditions only or as per the user hospital protocol.
- Carefully select and aseptically prepare the insertion site.
- Select suitable size of I.V. Cannula & inspect visually to ascertain that package is intact.
- User must ensure that the sterile pack is opened in aseptic conditions or as per the regulatory requirements of user's country.
- Remove cannula from sterile packing and twist the needle cover to remove it.
- Grip the cannula from injection port cap & projection provided on hub.
- Perform venipuncture & check for flash back of blood in flash-back chamber.
- Advance the catheter into vein, while withdrawing the needle.

NEVER TRY TO REINSERT A PARTIALLY OR COMPLETELY WITHDRAWN NEEDLE INTO THE CATHETER, AS THE LATTER MAY BE CUT OFF, LEADING TO CATHETER EMBOLISM.

- Withdraw the needle completely while pressing the vein just after tip of catheter to prevent spillage of blood & discard the used needle in a appropriate container.
- Connect to infusion line and cover puncture site with a sterile dressing.
- Integrated needle-free injection port can be used for bolus injection. Close the port cap after every use.
- Perform routine monitoring of the insertion as per the country or hospital protocol.

DURATION OF USE:

- Change according to CDC Guidelines and / or Hospital or Institutional protocols.

INSTRUCTION FOR USE

- Use specialized infusion teams for insertion and monitoring for better patient outcomes.
- The device should be removed in the event of local/systemic symptoms of infection.

WARNINGS:

- Do not expose to heat or direct sunlight.
- The use of this product is restricted to a qualified doctor or a Paramedic.
- The product should be used according to the instructions for use, read the instructions carefully before use.
- The product should not be used for experiment.
- Used product may have potential to biohazards. Handle and dispose off in accordance with accepted medical practice and applicable local, state and country laws and regulations.

DISPOSABLE DISCLAIMS ANY RESPONSIBILITY FOR POSSIBLE CONSEQUENCES RESULTING FROM IMPROPER USE.

- The product should not be re-processed.
- Dot not clean or resterilise.
- The product and its packaging must be visually inspect before use. Improper transport and handling may cause structural and/or functional damage to device or packaging.
- The product is guaranteed sterile & non-pyrogenic, if the package has not been opened or damaged.
- The product should be used immediately after opening the packaging.
- For single use only, re-use of this device may change its mechanical or biological features and may cause device failure, allergic reactions or infections.
- If there is any change, in expected performance of the device or in case of any malfunction, the device should be immediately removed & sent back to supplier/manufacturer for analysis.

CAUTION:

- DO NOT use scissors OR any sharp tools at or near insertion site.
- Do not withdraw blood through the side port
- Contamination and/or limited functionality of the device may lead to injury, illness or death of the patient.

Disposafe Health and Life Care Limited

Plot No. 1 & 2, Phase-II, Sector-59, Ballabhgarh, Faridabad-121004, Haryana, India

E-mail : info@disposafe.com, Web : www.disposafe.com

Customer Care No. +91-129-4170201

Mfg. Lie. No. MFG/MD/2019/000106



CEpartner4U B.V., ESDOORNLAAN 13,
3951 DB MAARN, THE NETHERLANDS.
E-mail: office@cepartner4u.com



Reference No.



Lot No./Batch No.



Manufacturer



Date of Manufacturing



Use By / Expiry Date



Do Not Reuse



Do Not Resterilize



Non-Pyrogenic



Do Not Use If Package Is Damaged and Consult Instructions For Use



Caution



Consult Instructions For Use



Temperature Limit



Sterilized By Ethylene Oxide Single Sterile Barrier System



Medical Device

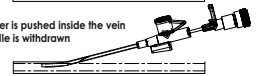


Authorised Representative In The European Community


① Catheter Insertion



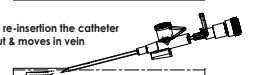
② Catheter is pushed inside the vein & needle is withdrawn



③ Sometimes due to no flash back paramedic re-insert the needle



④ Due to re-insertion the catheter can cut & moves in vein



0123

AW/IFU_641, REV:04, DT 05-02-2024